

Autumn 2 – Homework Menu

Hello Owl Class, welcome back!

This is your homework menu for **Autumn 2**. On here, you will see ideas of activities you can do at home, please ensure any pieces are brought in by **Monday 15th December 2025**, for our Homework Gallery on **Thursday 18th December 2025**.

These ideas are linked to our focus of Let's **Get Creative!** We advise you to choose one project off this menu and work hard to make it amazing.

However, if you would like to do more than one, please do!








In addition to this, children are expected to read **x3 weekly** to an adult and record this in their reading record, **handing these in every Friday**. Also, your child will be bringing home a spelling activity every Friday, practising the spellings they have been learning that week.

The children will be tested on their spellings **every Friday**, so please practise these at home.

Science

Can you create a weather diary?

We are exploring the 4 seasons and the different weather types we experience. Can you create a weather diary to keep track of the weather we experience during the season of Autumn? Make sure you label the days of the week and temperature.

Weather Diary					
Monday	Tuesday	Wednesday	Thursday	Friday	
In today's box, draw what the weather is like outside.					
Temperature: <input type="text"/>	Temperature: <input type="text"/>	Temperature: <input type="text"/>	Temperature: <input type="text"/>	Temperature: <input type="text"/>	
Weather Symbols					
					
sunny and cloudy	sunny	rain	snow	cloudy	thunder and lightning
					
windy					

Art

Can you create nature inspired spirals?

During our art unit, we are exploring the world of **spirals**. Using natural materials, how many different spirals can you create?

Photograph your work!



Art

Can you create a continuous line drawing?

We will also be exploring the skill of **continuous line drawings** during our art unit.

Choose an object to draw... a toy, piece of furniture, a person or a natural object and draw it using **one continuous line!**



Design and Technology

Can you create and follow a recipe?

During our Design and Technology unit this half term, we will be designing and creating a fruit salad and exploring how to prepare food safely! With an adult, can you create a recipe and then follow it to create your food dish? Photograph the process for us to see.



Personal, Social and Emotional Education

Can you create a family portrait?

Throughout P.S.H.E this half term, we are exploring who is special to us. Using your art medium of choice, can you create a family portrait of the special people in your life? Label who they are too.



Owl Class, Autumn 2 – 2025

Topic: Let's Get Creative!

Science

What is the Difference Between The 4 Seasons?

- Exploring the 4 different seasons
- Looking at the different types of weather we experience throughout the seasons
- Identifying how long each season lasts for
- Creating a seasons wheel
- Producing some creative and descriptive writing about the seasons

Art

Can I Turn a Spiral Into Art?

- Exploring the work of Molly Hasund and The Circle Project from 2013
- Playing with the world of spirals and creating them using a variety of different art mediums
- Practising the skill of continuous line drawing
- Contributing towards a whole class art project
- Listening to music and producing art depending on how we respond from the music

P.S.H.E

Who Is Special To Us?

- Who are the special people in my life and why are they special?
- What qualities make me a good friend?
- What wider communities to I belong to?
- How should I respond if someone is treating me unkindly?

Design and Technology

Can I Prepare Food Safely?

- Exploring what makes good food hygiene
- Tasting and reviewing different fruits
- Following a basic recipe and demonstrating good hygiene practice
- Designing a fruit salad
- Creating a fruit salad
- Evaluating their fruit salad

English

Text 1: The Marvellous Fluffy Squishy Itty Bitty – Narrative

Focus: The Marvellous Fluffy Squishy Itty Bitty comes to life and creates havoc around the house. What naughty things does it get up to? What does Eddie do about it?

Text 2: Instruction / Recipe Writing (Linked to DT)

Focus: Can you create your own recipe for a fruit salad? Can you include all the key features?

Maths

Year 1 – Addition and Subtraction within 10

- Using a part-whole model
- Writing number sentences
- Creating fact families
- Identifying number bonds within 10
- Adding numbers together
- Subtracting numbers

Year 1 – Shape

- Recognise and name 3-D shapes
- Sort 3-D shapes
- Recognise and name 2-D shapes
- Sort 2-D shapes
- Create patterns using 2-D and 3-D shapes

Year 2 – Addition and Subtraction

- Recapping number bonds to 10
- Looking at number bonds to 100
- Adding three 1-digit numbers
- Adding and subtracting to the next 10 and crossing 10
- Adding and subtracting two 2-digit numbers

Year 2 – Shape

- Recognise and name 2-D and 3-D shapes
- Sorting 2-D and 3-D shapes
- Identifying sides and vertices of 2-D shapes
- Identifying faces, edges and vertices on 3-D shapes
- Drawing and identifying lines of symmetry

Computing

Pupils will learn to recognise that different devices can be used to capture photographs and will gain experience capturing, editing, and improving photos. Finally, they will use this knowledge to recognise that images they see may not be real.

Religious Education

Judaism

Big Question: Does celebrating Channukah make Jewish children closer to God?

P.E

- Invasion Games
- Target Games

Music

Christmas Performance!

Owl Class will be spending their music sessions rehearsing their Christmas performance! Lots of singing, practising lines and rehearsing the show.